

E-MXP

Pressurized system
with integrated control



Construction

Easy to install, compact and plug and play pressurized system with multistage pumps and integrated pressure transducer for automatic control of starting/stopping of the pump when utilization points are opened/closed with a integrated non-return valve into the pump suction.

Applications

For water supply.
For domestic use, for garden use and irrigation.

Features

- high efficiency asynchronous motor
- capacitor less stressed in voltage
- uniform and lower motor temperature
- motor power control
- programmable re-start pressure
- programmable stop pressure
- no hydraulic losses due to the measuring devices
- voltage and current control
- monitoring of maximum starting current

Protections

- dry-run protection
- overload control and overheating motor control
- pump blockage
- power supply control
- starts per hour control

Operating conditions

Liquid temperature: 0 °C to +50 °C.
Ambient temperature up to +40 °C.
Maximum permissible pressure in the pump casing: 8 bar.
Continuous duty.

Motor

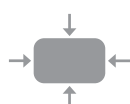
2-pole induction motor, 50 Hz ($n \approx 2800$ rpm).
Single-phase 230 V $\pm 10\%$, with thermal protector.
Capacitor inside the terminal box.
Cable: H07RN-F, 3G1,5 mm², length 1,5 m, with plug CEI-UNEL 47166.
Insulation class F.
Protection IP X4.
IE2 efficiency class for single-phase motors up to 1,1 kW.
Constructed in accordance with: EN 60034-1;
EN 60335-1, EN 60335-2-41.



EASY TO INSTALL
Plug And Play solution



ECONOMIC SAVING
High efficiency asynchronous motor
24 % less energy consumption compared to a standard pump



EASY TO USE
Equipped with a programmable software and, thanks to the analogic pressure sensor, the product allows to set the restart pressure. An ideal solution which allows to reduce or remove the need of a expansion tank

Materials

Component	Material
Pump casing	Cr-Ni steel 1.4301 EN 10088 (AISI 304)
Casing cover	Cr-Ni steel 1.4301 EN 10088 (AISI 304)
Pump Shaft	Chrome steel 1.4104 EN 10088 (AISI 430)
Plug	Cr-Ni steel 1.4305 EN 10088 (AISI 303)
Stage casing	PPO-GF20 (Noryl)
Impeller	PPO-GF20 (Noryl)
Mechanical seal	Carbon - Ceramic - NBR

Performance $n \approx 2800$ 1/min

1 ~	230V	P ₁		P ₂		Q	m ³ /h																
		A	kW	kW	HP		0	1	1,5	2	2,25	3	3,5	4	4,5	5	5,4	6	6,5				
E-MXPM 203-PCD	2,7	0,56	0,45	0,6	H m	0	33,7	30,5	28,6	26,4	25,2	21,1	17,9	14,4	10,8	7,0							
E-MXPM 204-PCD	3,8	0,70	0,55	0,75		1	0	45,1	40,9	38,5	35,8	34,4	29,4	25,6	21,3	16,7	11,9						
E-MXPM 205-PCD	4,8	0,89	0,75	1		0	55,6	50,4	47,3	43,9	42,1	36,1	31,4	26,3	20,9	15,3							
E-MXPM 403-PCD	3,8	0,75	0,55	0,75		0	34,0				30,1	27,9	26,2	24,2	22,0	19,6	17,5	13,8	10,2				
E-MXPM 404-PCD	4,8	1,05	0,75	1		0	44,9				39,5	36,9	34,7	32,2	29,4	26,3	23,5	18,9	14,4				

P₁ Max. power input.

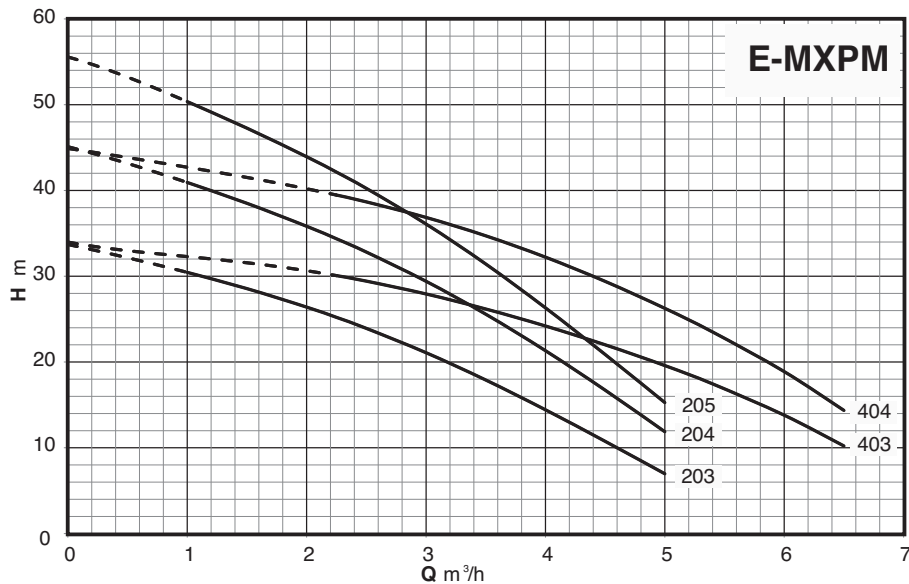
P₂ Rated motor power output.

Test results with clean cold water, without gas content.

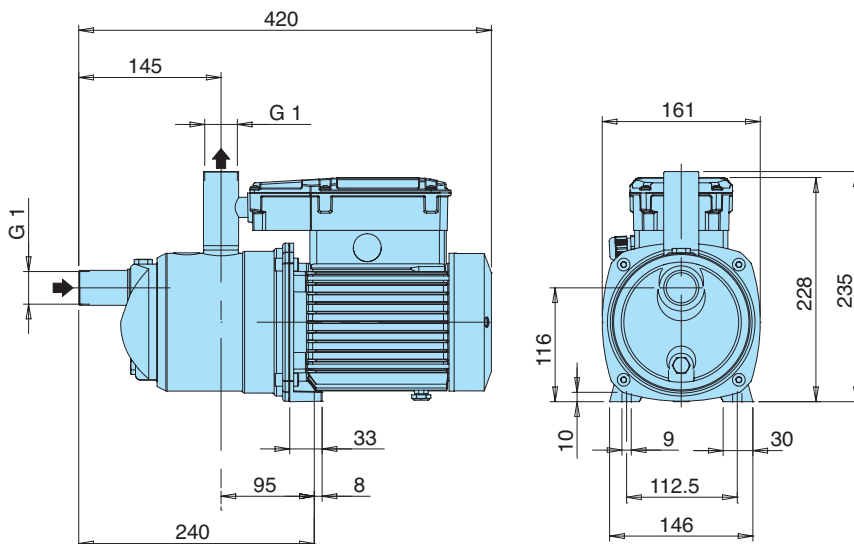
Tolerances according to UNI EN ISO 9906:2012

+ 0,5 m security margin on NPSH-value is necessary.

Characteristic curves $n \approx 2800$ 1/min



Dimensions and weights



TYPE	Net weight kg ⁽¹⁾
E-MXPM 203-PCD	9.5
E-MXPM 204-PCD	10.7
E-MXPM 205-PCD	11.5
E-MXPM 403-PCD	10.6
E-MXPM 404-PCD	11.5

⁽¹⁾ With cable length: 1,5 m

Performance $n \approx 2800$ 1/min

TYPE	P ₁		P ₂		Q	H m													
	kW	HP	kW	HP		0	2	3	4	4,5	6	7	8	9	10	10,8	12	13	
BSM2F 2E-MXPM 203-PCD	0,56x2	0,6x2	0,45x2	0,6x2	l/min	0	33,3	50	66,6	75	100	116,6	133,2	150	166,6	180	200	216,6	
BSM2F 2E-MXPM 204-PCD	0,70x2	0,75x2	0,55x2	0,75x2	m ³ /h	0	33,7	30,5	28,6	26,4	25,2	21,1	17,9	14,4	10,8	7,0			
BSM2F 2E-MXPM 205-PCD	0,89x2	1x2	0,75x2	1x2			45,1	40,9	38,5	35,8	34,4	29,4	25,6	21,3	16,7	11,9			
BSM2F 2E-MXPM 403-PCD	0,75x2	0,75x2	0,55x2	0,75x2			55,6	50,4	47,3	43,9	42,1	36,1	31,4	26,3	20,9	15,3			
BSM2F 2E-MXPM 404-PCD	1,05x2	1x2	0,75x2	1x2			34,0				30,1	27,9	26,2	24,2	22,0	19,6	17,5	13,8	10,2
							44,9				39,5	36,9	34,7	32,2	29,4	26,3	23,5	18,9	14,4

P₁ Max. power input.

P₂ Rated motor power output.

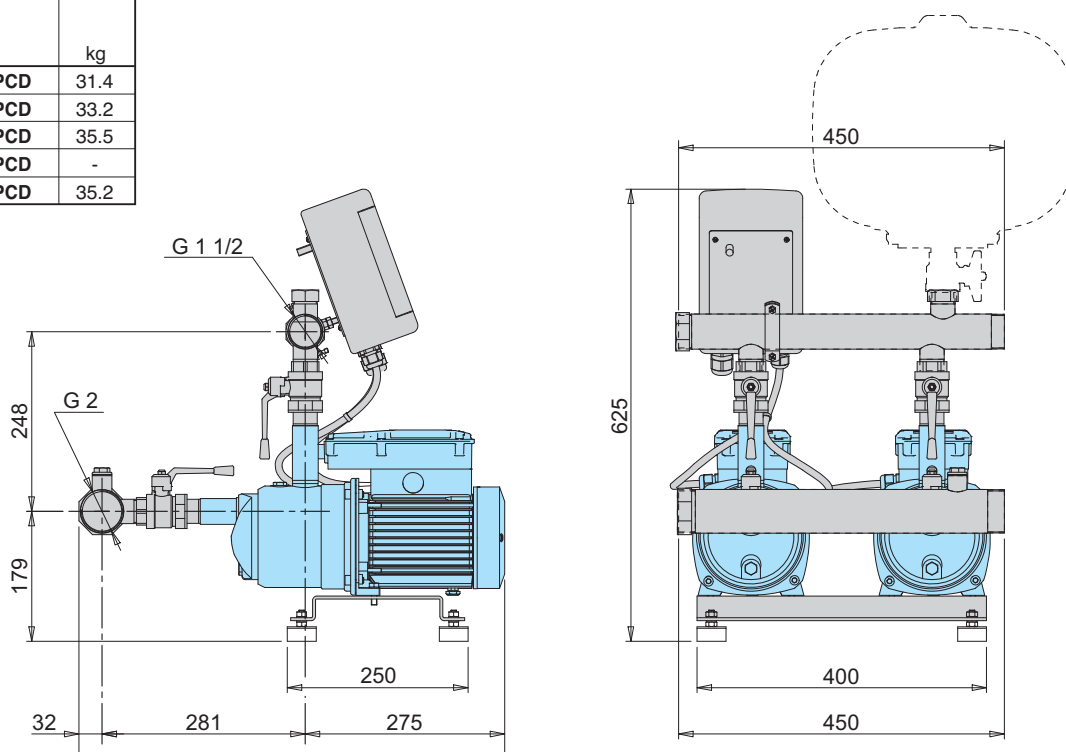
Test results with clean cold water, without gas content.

Tolerances according to UNI EN ISO 9906:2012

+ 0,5 m security margin on NPSH-value is necessary.

Dimensions and weights

TYPE	kg
BSM2F2EMXPM203PCD	31.4
BSM2F2EMXPM204PCD	33.2
BSM2F2EMXPM205PCD	35.5
BSM2F2EMXPM403PCD	-
BSM2F2EMXPM404PCD	35.2



Characteristic curves $n \approx 2800$ 1/min

